



Research Findings: MARC 2011 Survey Grades 3-12
Elizabeth Englander, PhD, Director
Bridgewater State University

Study:

Self-report survey of 20,766 children in grades 3-12 in Massachusetts (see Appendix
ifor Towns Participating)

50.5% were male.

49.5% were female.

7,418 were in Grades 3-5.

7,080 were in Grades 6-8.

6,268 were in Grades 9-12.

Table of Contents

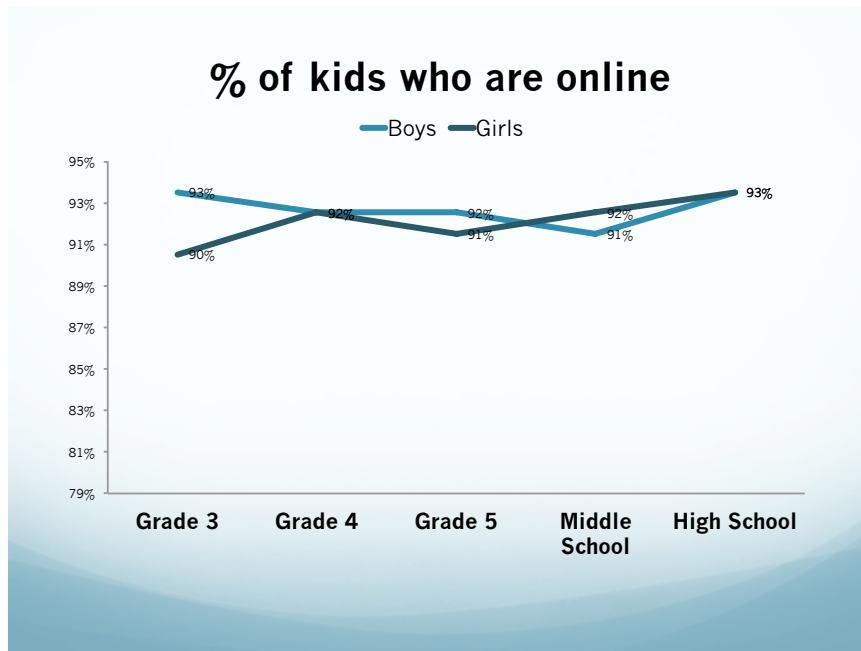
Interpretations And Reasonable Conclusions From This Data	Page 2
Findings That Support Early Education On Cyber-Bullying And Cyber-Issues	Page 3
Findings That Support Increased Use Of Bullying And Cyberbullying Prevention Programs In K-12 Schools.	Page 5
Findings On The Frequency Of Bullying And Cyberbullying In Massachusetts.	Page 6
Findings On The Types And Locations Of Bullying And Cyberbullying Experienced By Targets.	Page 9
Findings On The Relationship Between Aggressor/Bully And Target/Victim	Page 12
Findings About Reporting Behaviors In Students.	Page 13

INTERPRETATIONS AND REASONABLE CONCLUSIONS FROM THIS DATA

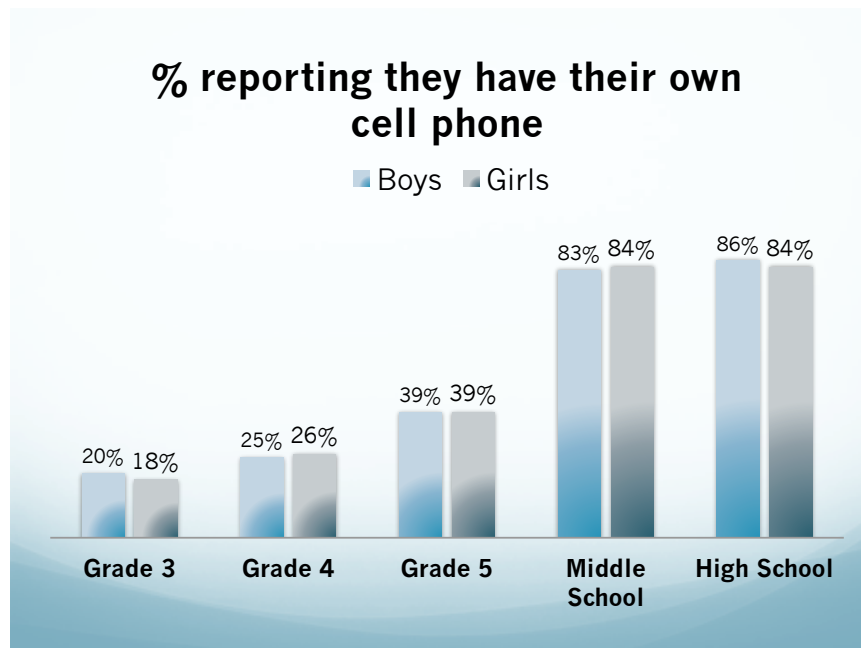
- Education on cyberbullying and cyber-behaviors needs to begin well before Middle School. Children are all online by third grade and over 20% report experiencing problems with peers online.
- Elementary schools should consider adopting cell phone policies. By fifth grade, forty percent of children reported having cell phones.
- The Commonwealth should consider mechanisms for parent education. Most children own cell phones with full Internet and text messaging access by Middle School.
- Schools need to ensure that their bullying and cyberbullying prevention programs are visible to students. Merely the fact of a program's existence is a way of impressing upon students the gravity of bullying and cyberbullying.
- "Gateway behaviors" – behaviors that convey power and contempt, but do not generally break school rules (e.g., taunting, eye rolling) – are the most common type of bullying reported across all grades. High rates of gateway behaviors being used against targets in the classroom (i.e., presumably while adults are present) indicate a need for training on responding to these behaviors.
- The locations where bullying is most frequent are those where supervision is frequently disputed or absent – the playground (in elementary schools), and the hallways (middle and high schools). It is notable that classrooms are also high-frequency locations in middle and high schools.
- Preteens and teens do not report being victimized largely by strangers. Rather, the older the child, the more likely that child is to report that they knew the person who was cyberbullying them.
- Bullying between friends peaks for girls in fifth grade and remains high for girls in Middle School. It peaks for boys in Middle School and decreases for both genders in high school. This is an area of concern as it impacts the social development of the children involved.
- Children prefer reporting to parents and teachers while in Elementary School; that preference shifts to Friends and Parents among older children – a normal developmental change. However, teachers and educators are among the last people pre-teens and teens prefer to report to, which indicates an area that could benefit from increased attention.

FINDINGS THAT SUPPORT EARLY EDUCATION ON CYBER-BULLYING AND CYBER-ISSUES

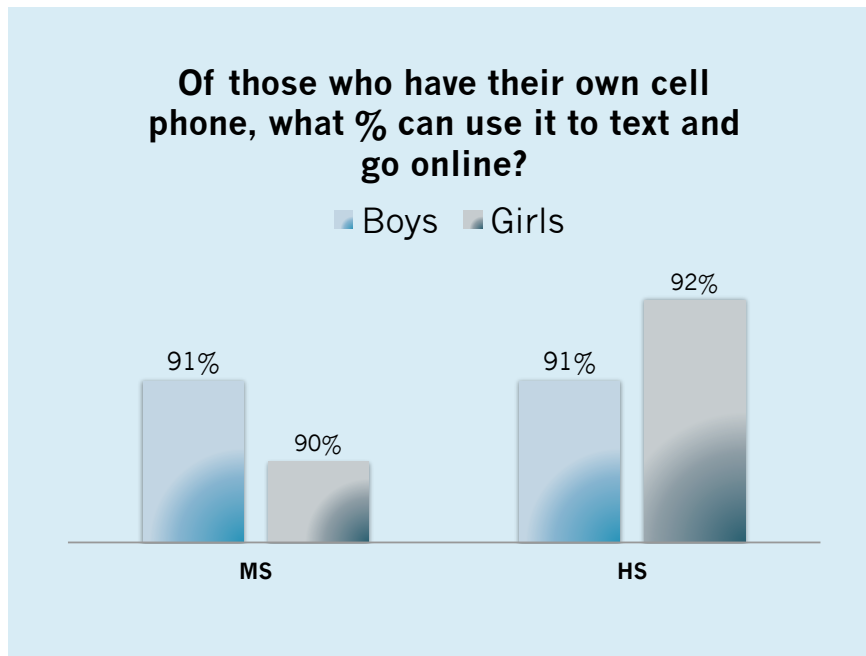
Finding # 1. More than 90% of children in Massachusetts are already online by Grade Three, usually playing games.



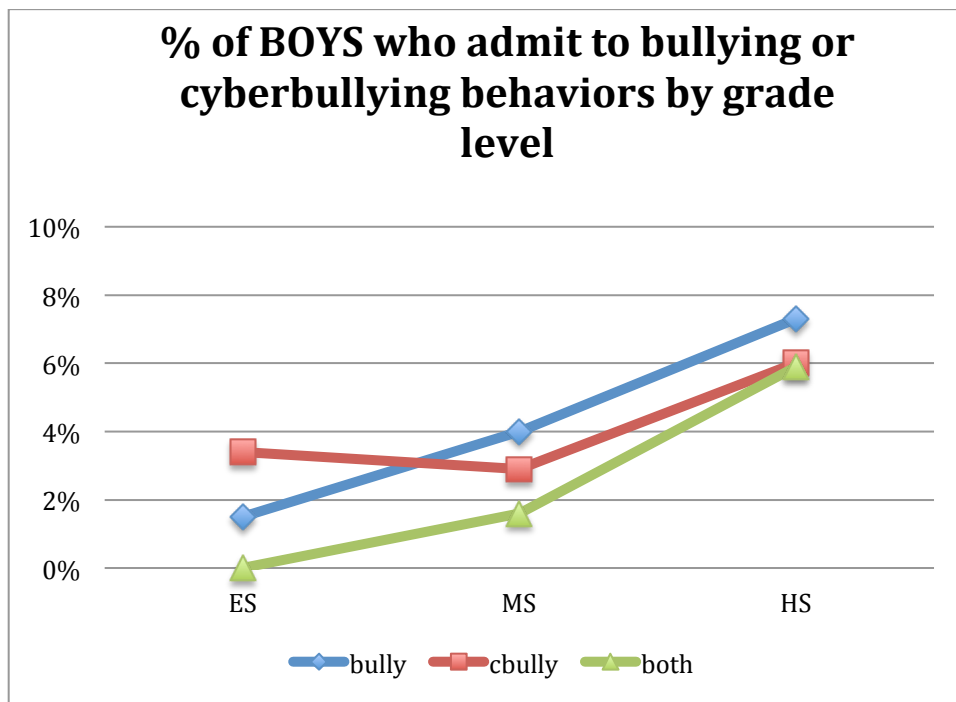
Finding # 2. By Grade Three, 18-20% of children report that they have their own cell phone. This percentage increases to 25-26% by Grade Four and 39% in Grade Five for both genders. Girls are slightly more likely to own cell phones in elementary school.



Finding # 3. In Middle School, 90-91% of children report that they can use their cell phones to text message and go on the Internet.

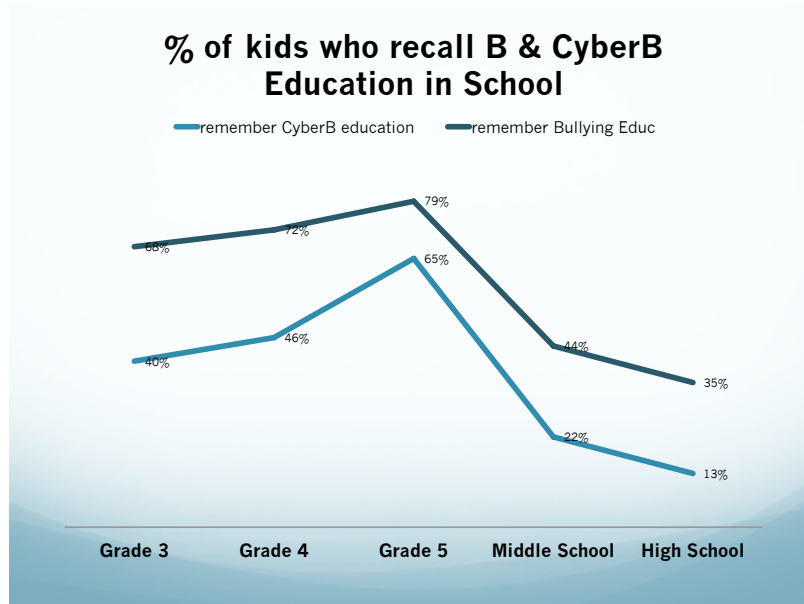


Finding # 4. In early years, more boys admit to cyberbullying their peers than to bullying their peers. The same general profile is found for girls.

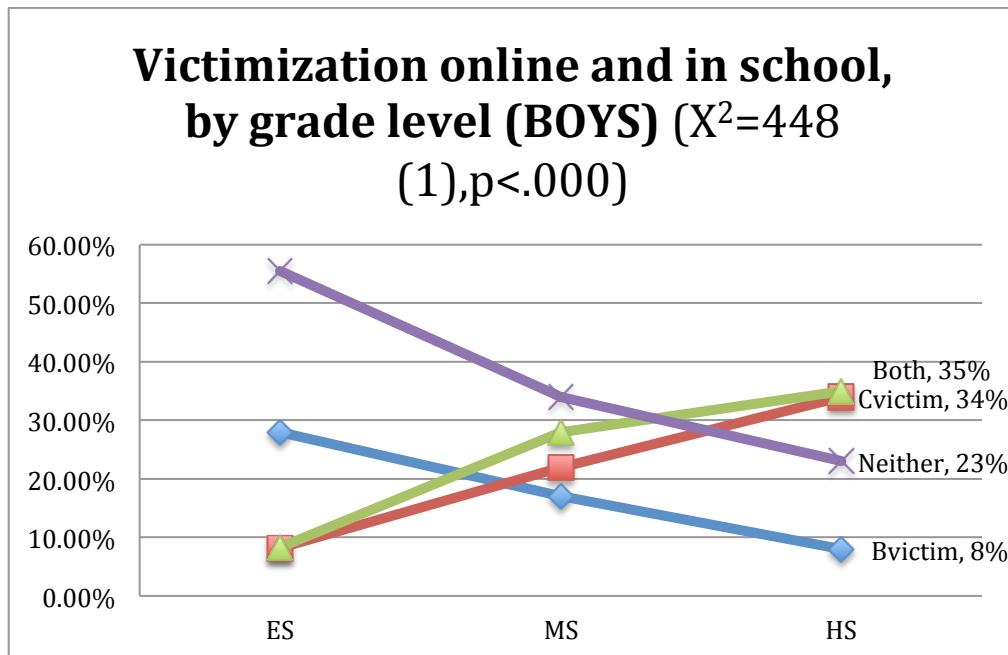


FINDINGS THAT SUPPORT INCREASED USE OF BULLYING AND CYBERBULLYING PREVENTION PROGRAMS IN K-12 SCHOOLS.

Finding # 5. Children's awareness of bullying and cyberbullying prevention programs in their schools peaks in Grade Five at 79% and 65%, respectively. By High School, only 35% and 13% were aware of bullying or cyberbullying prevention programs going on in their schools.

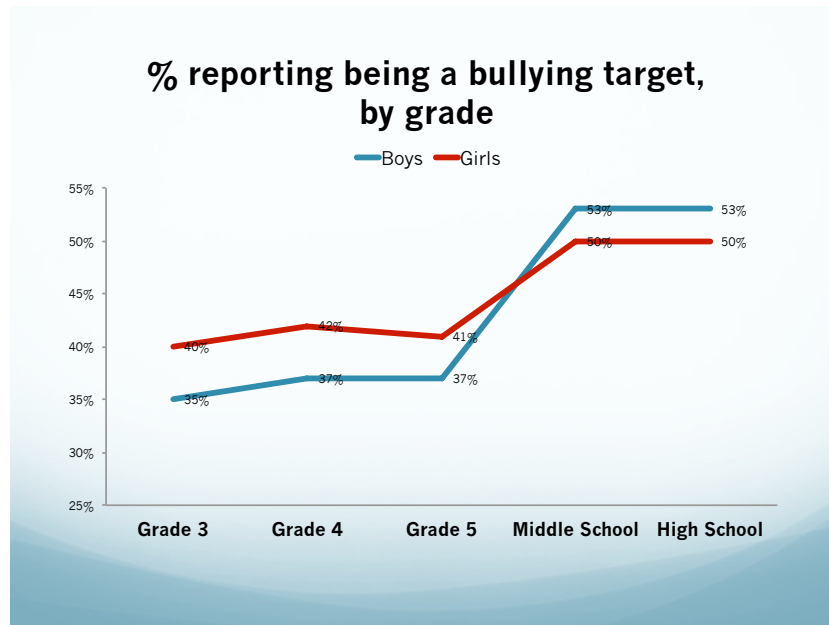


Finding # 6. For both boys and girls, “pure” in-school bullying victimization decreases as children age, but combined in-school and online victimization and only-online victimization increased as children age. Very similar profiles were found for both boys and girls.

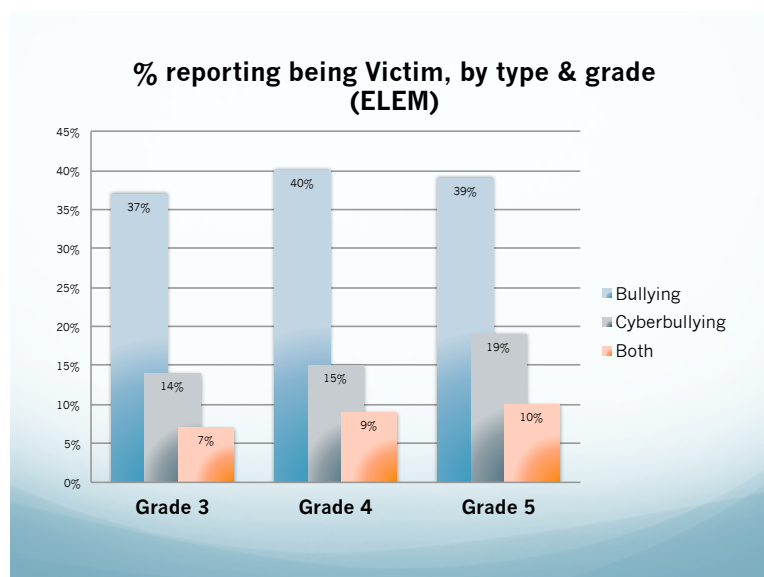


FINDINGS ON THE FREQUENCY OF BULLYING AND CYBERBULLYING IN MASSACHUSETTS.

Finding # 7. The percentage of children who report that they were a target of bullying this year is higher in middle and high school, relative to elementary school. In Elementary school, approximately 35-40% of children reported being targets of bullying. In Middle and High School, 50-53% of children reported being targets.

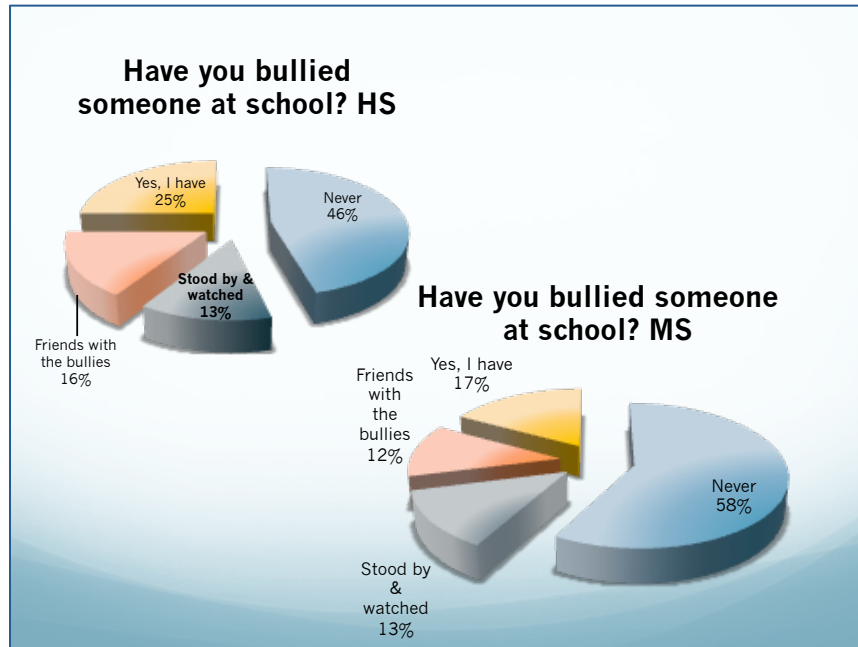


Finding # 8. During Grades 3-5, 37-40% of children reported being victims of bullying. 14%-19% reported being victims of cyberbullying, and 7-10% reported being victims of both bullying and cyberbullying.

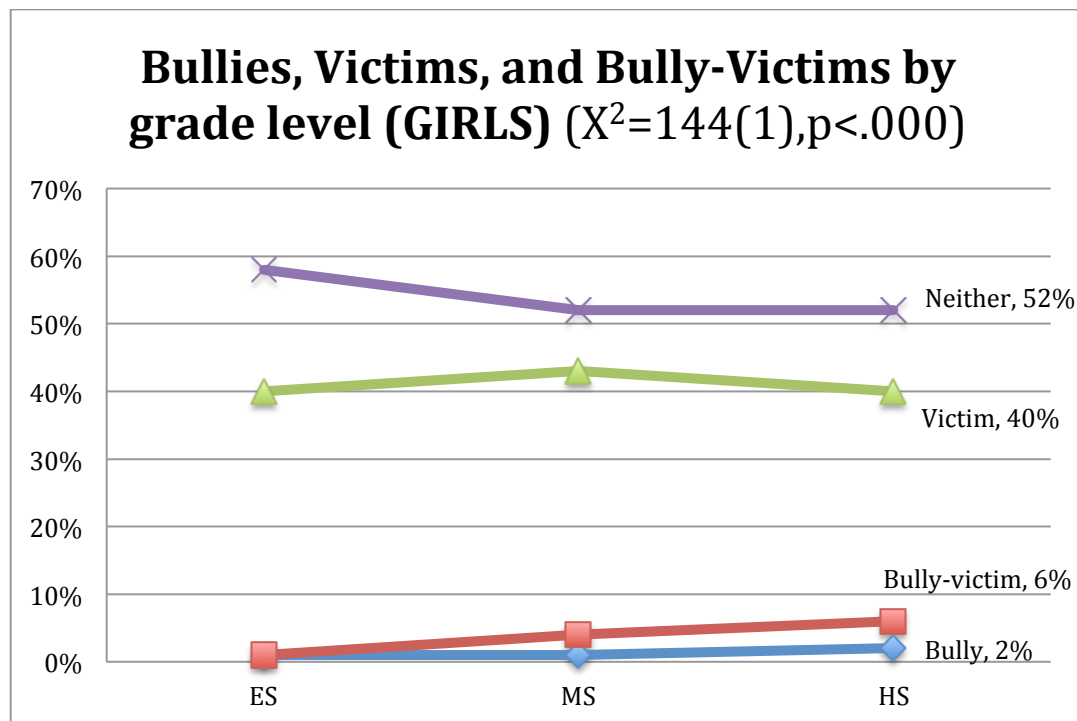


Finding # 9. In Middle School, 42% of children identified themselves as being bullies, friends with bullies, or bystanders who watched bullying.

Finding # 10. In High School, 54% of children identified themselves as being bullies, friends with bullies, or bystanders who watched bullying.

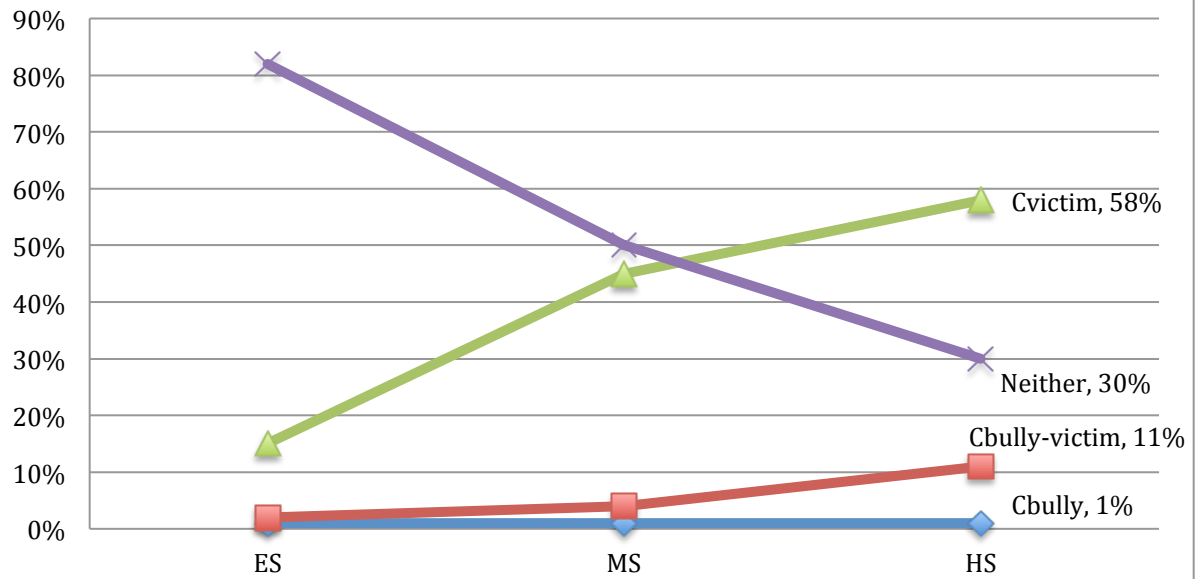


Finding # 11. It is far more common to be a victim rather than a perpetrator of bullying – true for both genders and true both online and in school.



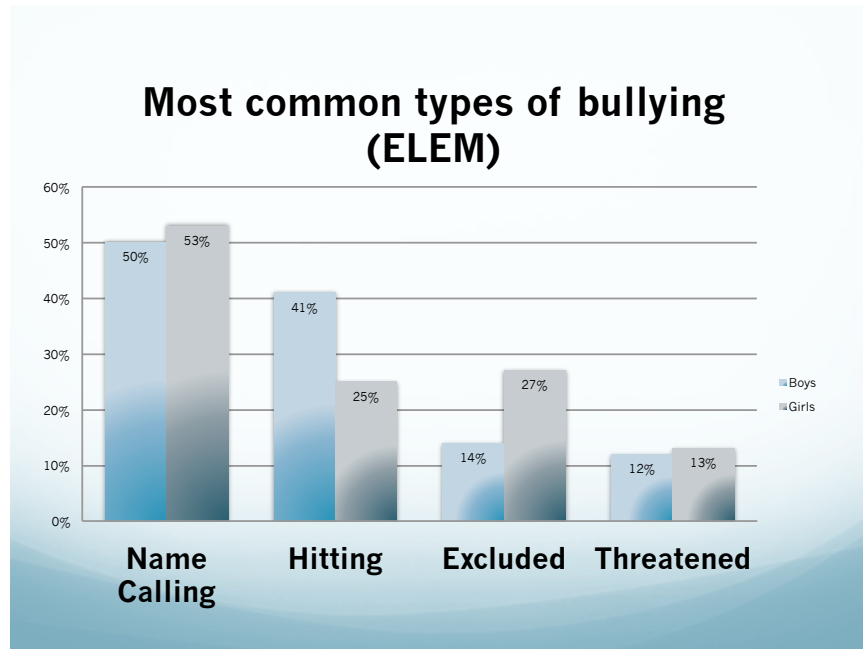
Cyberbullies, Cybervictims, and Cyberbully-Victims by grade level (BOYS)

($X^2=498(1), p<.000$)




FINDINGS ON THE TYPES AND LOCATIONS OF BULLYING AND CYBERBULLYING EXPERIENCED BY TARGETS.

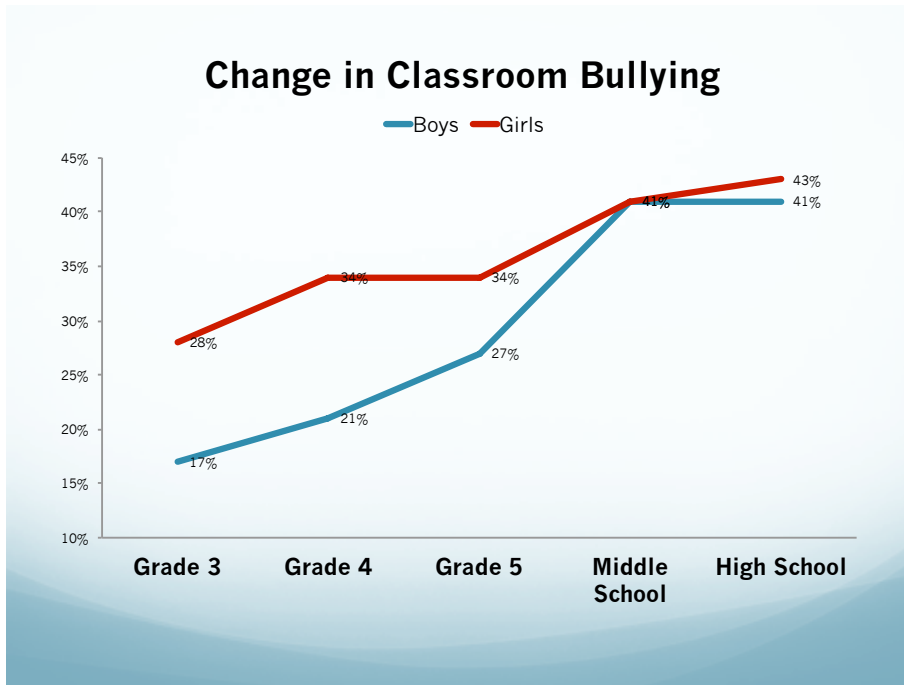
Finding # 12. In Elementary school, Name Calling was the most common type of bullying reported. For boys, hitting was the second most common type. For girls, exclusion was the second most common type.



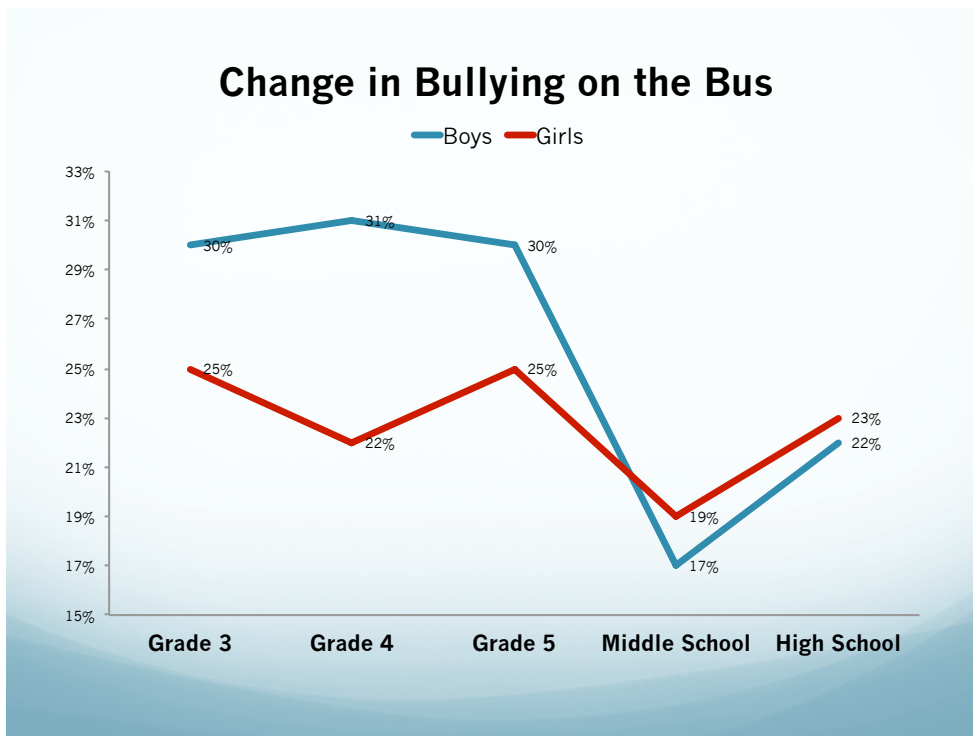
Finding # 13. In Middle and High School, taunting and name calling were the most common type of bullying reported. Physical bullying was least common.



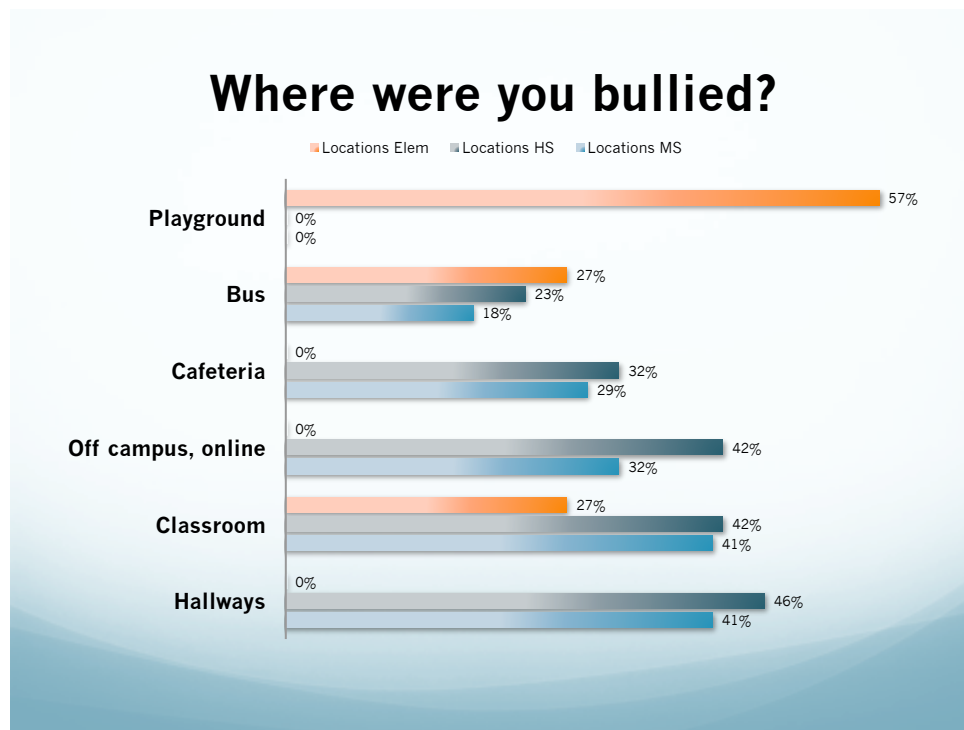
Finding # 14. Bullying in the classroom increases by grade level.



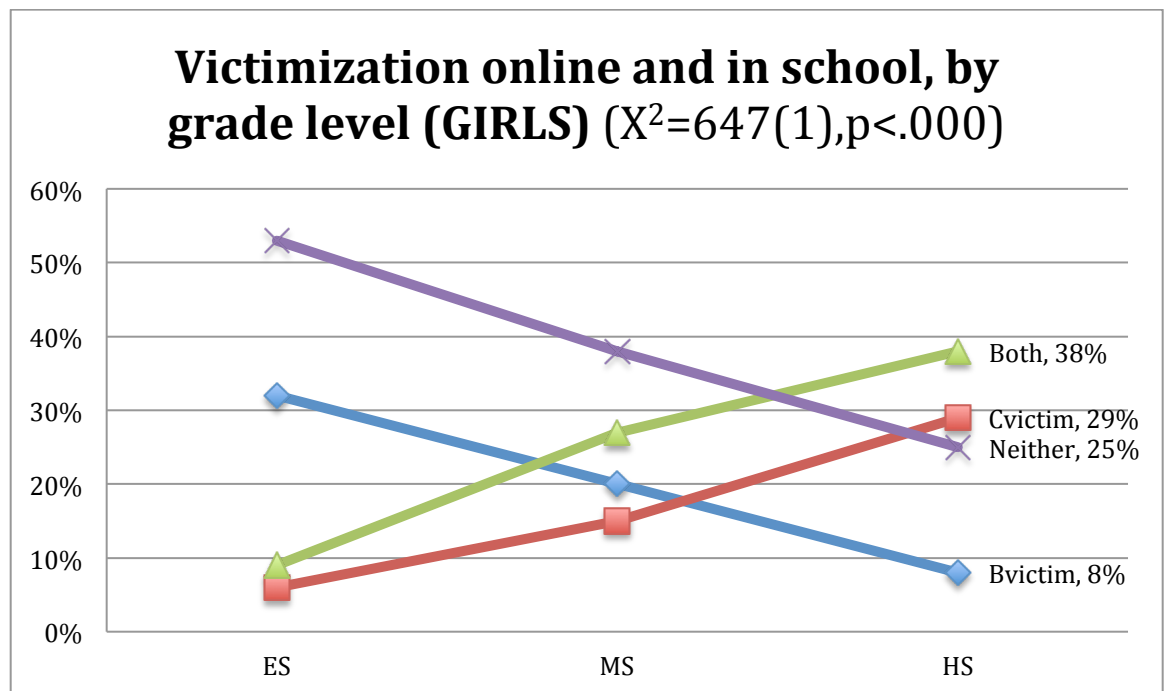
Finding # 15. Bullying on the bus decreases from Elementary to Middle School. It is higher for boys than for girls.



Finding # 16. In Elementary school, the most common location of bullying was on the playground. In Middle and High School, the classroom, hallways, and online were the most common locations.

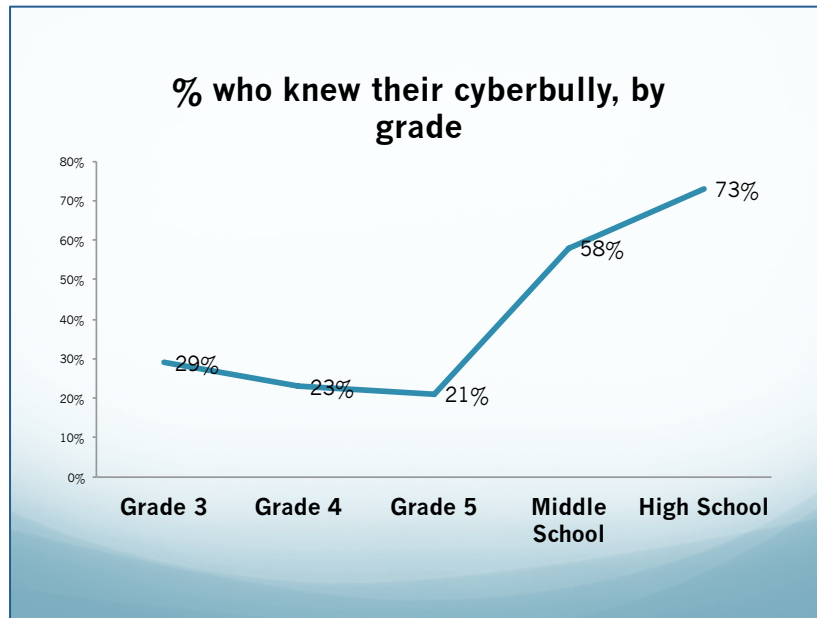


Finding # 17. As children progress through school, victimization becomes more commonly either online or both online and in school. The percentage of children reporting only in-school bullying decreases as children age.

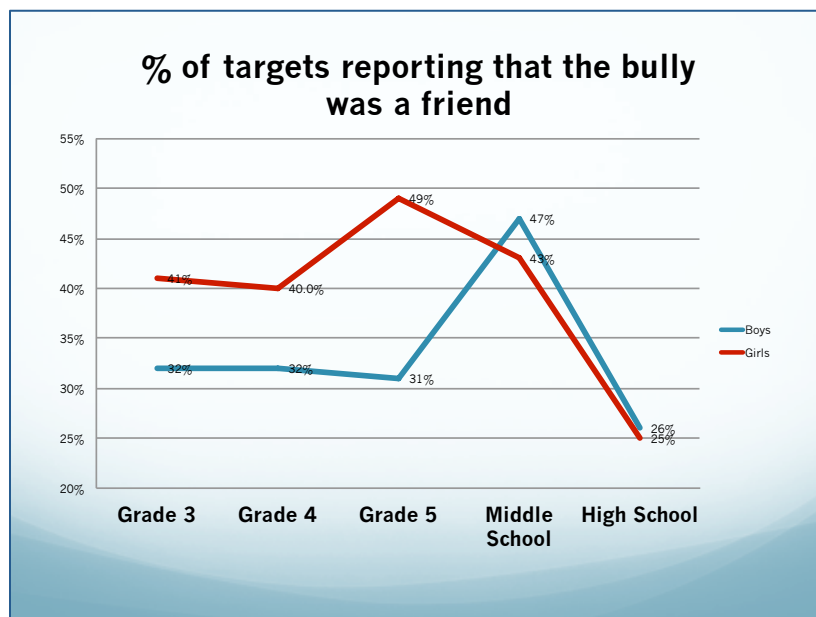


FINDINGS ON THE RELATIONSHIP BETWEEN AGGRESSOR/BULLY AND TARGET/VICTIM

Finding # 18. The probability of knowing the identity of the cyberbully increases dramatically after elementary school.

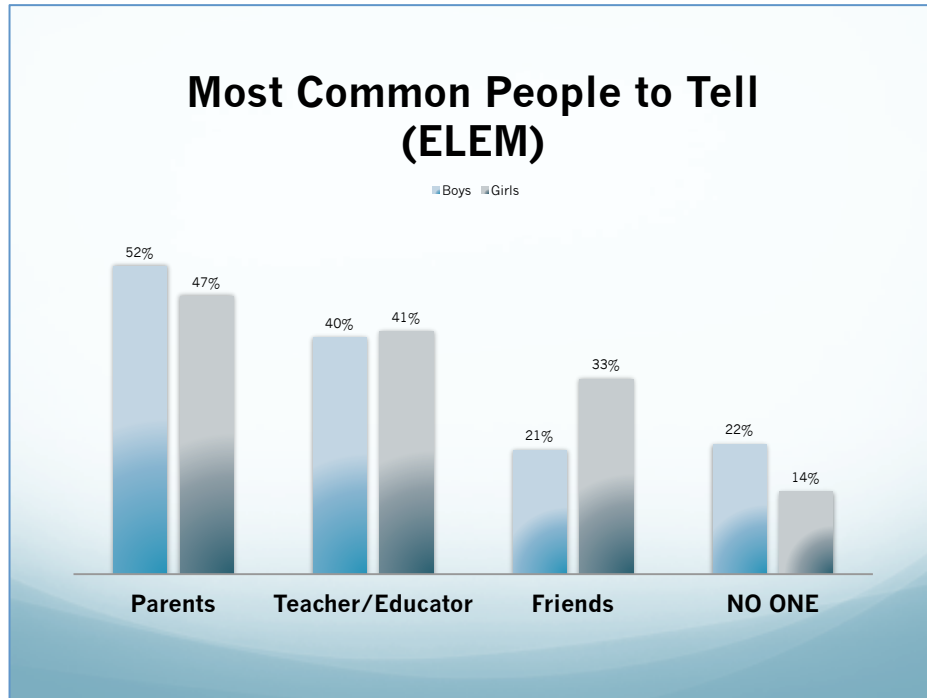


Finding # 19. Being bullied by a friend peaked in Fifth Grade for girls and in Middle School for boys. It decreased dramatically during high school. Between third and fifth grades, girls were always more likely to be bullied by a friend, relative to boys.

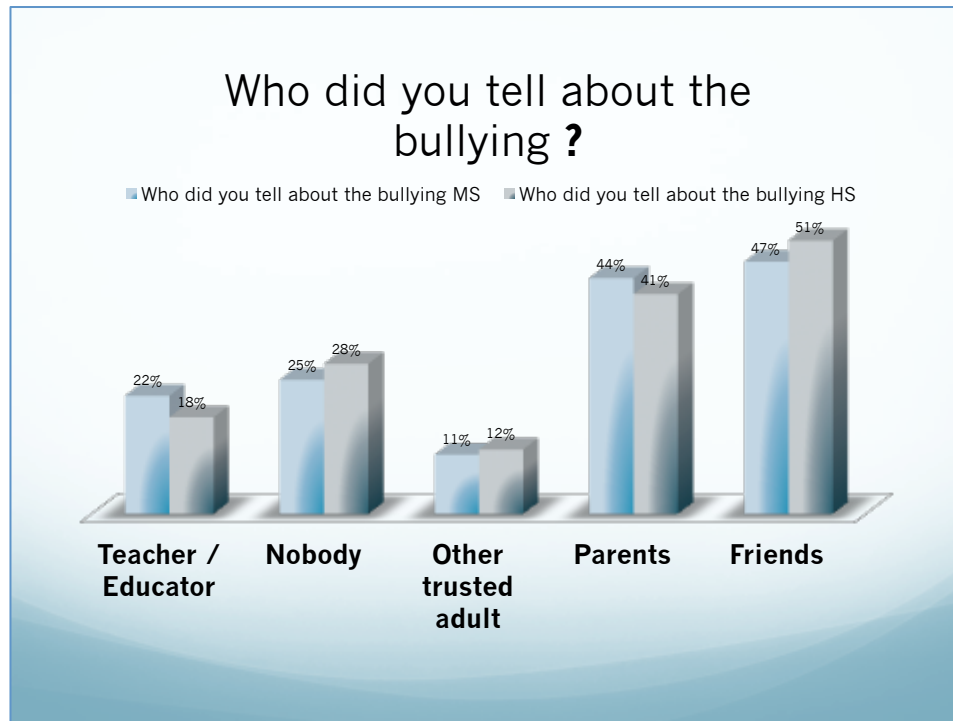


FINDINGS ABOUT REPORTING BEHAVIORS IN STUDENTS.

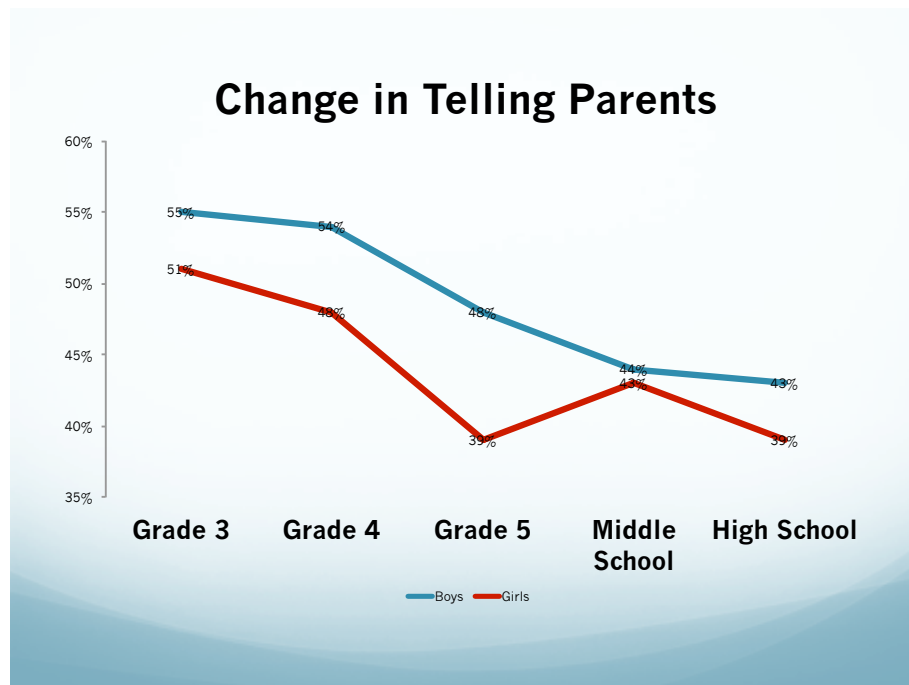
Finding # 20. During Elementary school, students reported that they were most likely to tell Parents and Teachers about the bullying they experienced.



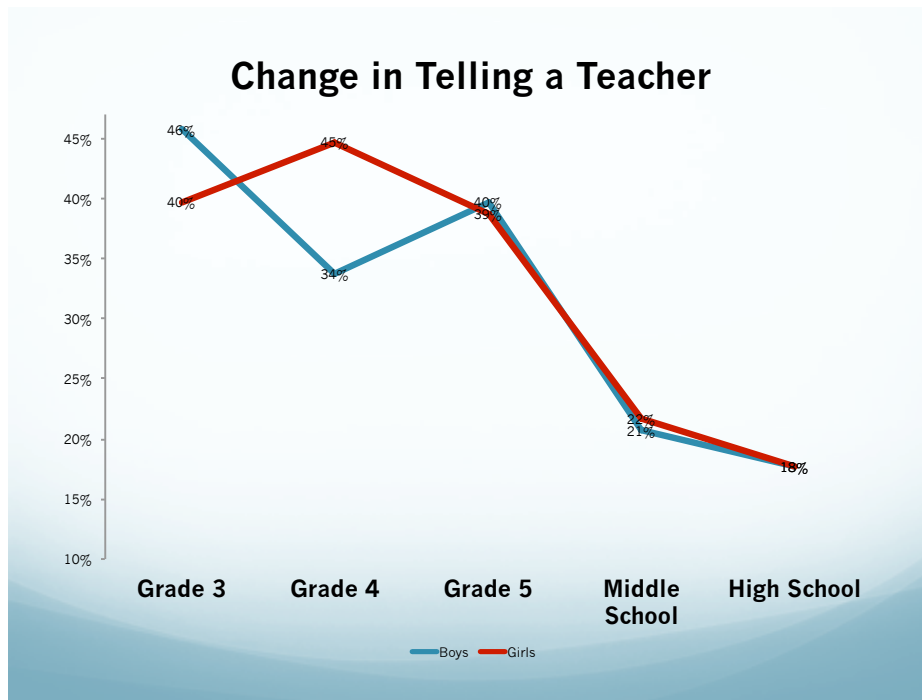
Finding # 21. During Middle and High School, students reported that they were most likely to tell Friends and Parents about the bullying they experienced. Teachers/Educators dropped to fifth place.



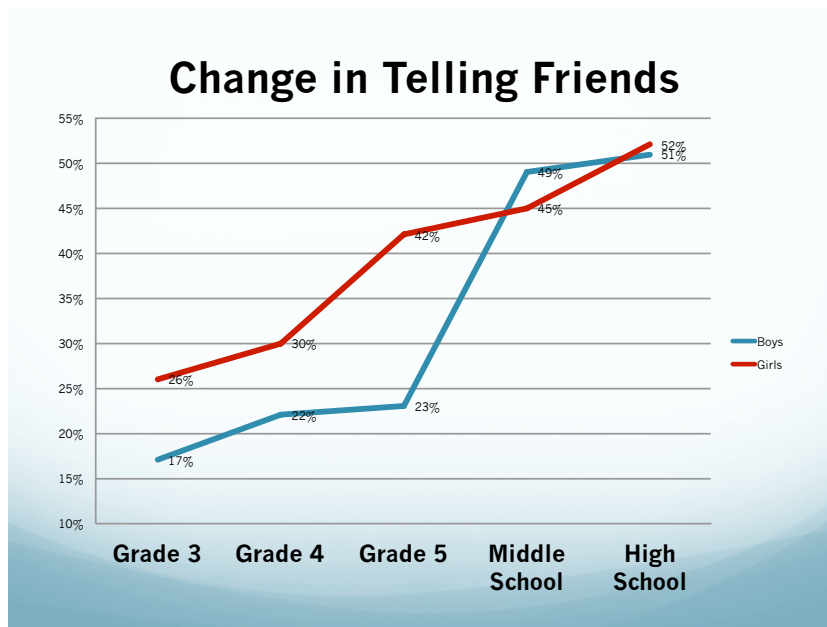
Finding # 22. The higher the grade, the less likely students are to tell their parents if they are being bullied.



Finding # 23. The higher the grade, the less likely students are to tell their teachers if they are being bullied.



Finding # 24. The higher the grade, the more likely students are to tell their friends if they are being bullied.



ⁱ **Towns participating in the Survey.**

This is the first wave of data, gathered between September 2010 and March 2011.
More is currently being gathered in the Second Wave.

Berlin	Harwich
Mashpee	Carlisle
Norfolk	Chelmsford
Winthrop	Belchertown
Lancaster	Longmeadow
North Attleborough	Nashoba
East Longmeadow	Bedford
Hingham	Canton
Bolton	Methuen
Stow	Bolton
Everett	Foxborough
Westford	Lee
Mendon-Upton	Hyannis
Gill Montague Regional	Peabody
Quincy	Westford